

This is a notification that Custom Business Solutions has released new software!

Software: NorthStar Recipe Viewer

Version: Preview Links and Release Links

Released: May 13th 2013

Release Notes:

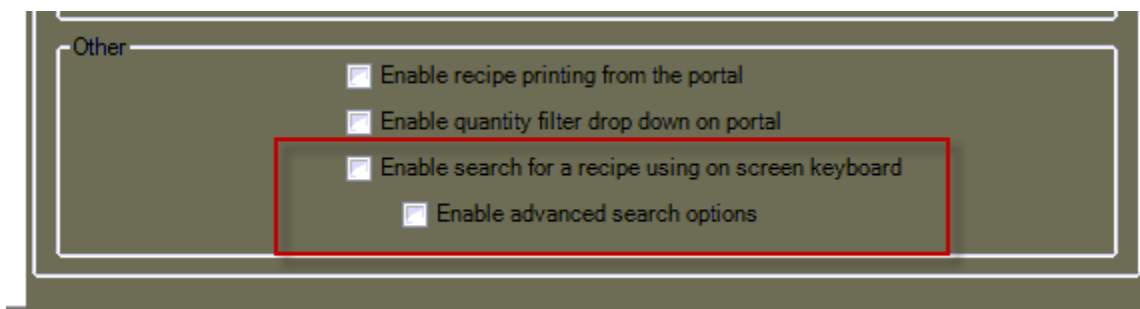
Fixes:

- FIXED - When switching from English to Spanish, the quantity field doesn't resize properly
- FIXED - Getting Unhandled exception when adding external code to a recipe
- FIXED - After Upgrade, if you set recipe layout to Stacked, the format changes and the quantity field is not sized properly
- FIXED - Getting unhandled exception when printing using the multi-language template
- FIXED – Search Function will find certain recipes in the auto complete box, however when they click the recipe, it will say no recipe found.
- FIXED – If you fail to connect to a database and get a .net error when logging in, NS Editor will freeze.
- FIXED – Getting java script errors when running Recipe Viewer through Secure Browser.
- FIXED – Issue when turning remember login information, the program will not remember the information
- FIXED – Getting java script errors when running Recipe Viewer through Secure Browser.
- Error Message appears when editing some recipes
- Adding Large amount of stages to a recipe causes error
- When copying a recipe, the copy loses all associated images from original recipe
- When printing recipes from a browser with 2 pages, it will cut off the second page
- When printing a group it will give you a .net error "not set to an instance of an object"
- When viewing a pdf on the recipe portal, there is no way to close the pdf to get back to RV

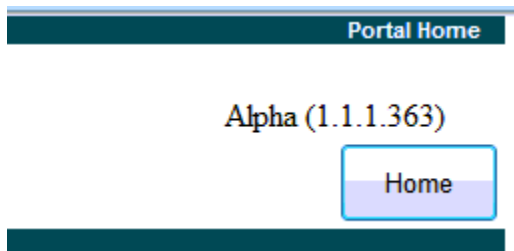
- Special Characters limit the text box length
- Text Box for stages do not wrap when you have lots of characters
- Getting .Net Error when updating the recipe detail
- RV Installer will crash if it cannot connect to a database you point to
- You have the ability to write anything in the color picker for Recipe Groups
- Search Function only works when users are logged in recipe viewer client
- Alpha Sort for Recipes is sorting on the html mark up
- When pressing A-Z in the recipe client, the modified tags disappear
- Database maintenance fails on SQL Server 2005
- Fixed issue where Headers and Font show html fonts when printing for Multilingual Report.
- FIXED – Issue when turning remember login information, the program will not remember the information
- FIXED – Getting java script errors when running Recipe Viewer through Secure Browser.
- FIXED – Issue where Search in the portal side cannot find some items
- FIXED – Issue where Editor is getting Unhandled exception when right clicking recipe and printing multi language template.
- FIXED – Issue where some recipes are missing images when you print using the multi-language template

Enhancements:

- Staging template enhancements for Multi Lingual Print Template
- Added support for HTML on announcement page
- Undo Word Wrap Feature for both Editor and Recipe Viewer.
- Add ability to hide search categories in Tools/Options.



- Add ability to see what version the portal is by adding version number on the top left of the portal.



- Add ability to navigate from one media to the other without having to go back to the media selection screen.
- As a corporate user, I want the ability to re-arrange the images on the media page.
- When adding a recipe to a group, you can type in the recipe name to search. The field only takes the first letter of the recipe name, you need to scroll and find the one you want.
- Need to change MultiLingual Template Order
- Enhanced the way MultiLingual Report Works
- Need to have MultiLingual Report work even with multiple stages added.
- Recipe Viewer – Client Auto Update will point to release notes.

Available Media:

- Recipe Viewer Editor:

Preview Links

<http://rvlongtermpreview.cbsnorthstar.com>

Name: NorthStar Recipe Viewer (Long Term Preview)

Version: 1.1.1.316

Publisher: NorthStar Enterprise

Notes: The Portal patch is a zip file. It must be run over an existing recipe portal folder. Always make a backup of your recipe portal folder before installing. All previous fixes are in the most current patch.

The following prerequisites are required:

- Microsoft .NET Framework 3.5

NorthStar Recipe Viewer Portal Downloads:

- NorthStar Recipe Portal Install
 - NorthStar Recipe Editor
 - NorthStar Recipe Portal Patch
 - Microsoft Report Viewer Redistributable 2005
-

- Installation Instructions for Recipe Viewer Portal Upgrade:
 - 1) Download the latest Recipe Viewer Portal located in

Preview Links

<http://rvlongtermpreview.cbsnorthstar.com>

Name: NorthStar Recipe Viewer (Long Term Preview)

Version: 1.1.1.316

Publisher: NorthStar Enterprise

Notes: The Portal patch is a zip file. It must be run over an existing recipe portal folder. Always make a backup of your recipe portal folder before installing. All previous fixes are in the most current patch.

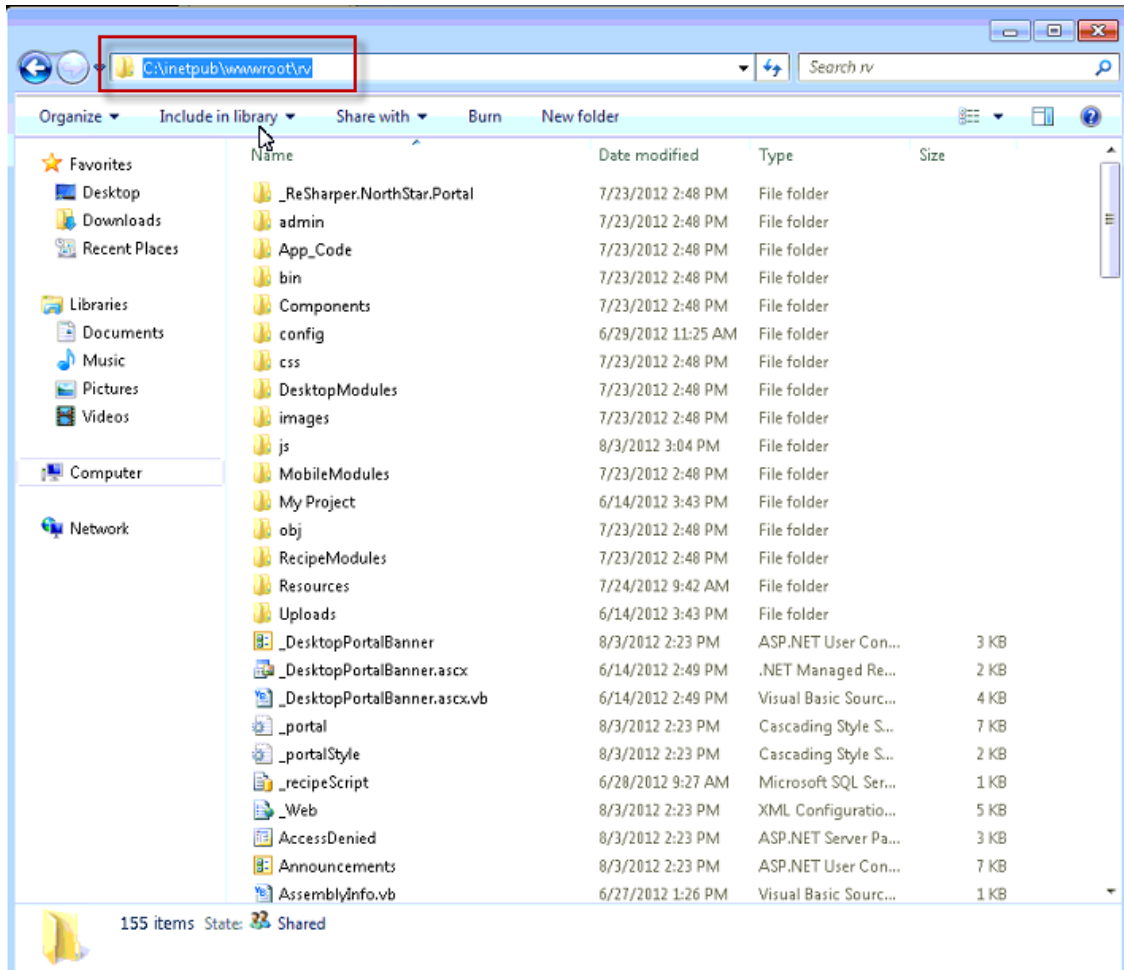
The following prerequisites are required:

- Microsoft .NET Framework 3.5

NorthStar Recipe Viewer Portal Downloads:

- NorthStar Recipe Portal Install
 - NorthStar Recipe Editor
 - NorthStar Recipe Portal Patch
 - Microsoft Report Viewer Redistributable 2005
-

- 2) Extract the contents of the zip file downloaded into your Recipe Viewer Portal folder in the server. They are normally located in c:\inetpub\wwwroot\rv folder (Note: If you made any customizations to any css files or ascx files to change fonts or colors in the portal folder, it may be over written.)



3) Restart IIS.

4) Once the portal folder has been upgraded, you will then need to launch the recipe editor to complete the upgrade. **(Note: if the SQL User client used in the Recipe Editor Setup does not have any Database Owner and SysAdmin rights to the database, you may get an error while logging in.)**

- Recipe Viewer Portal Install Full Install:

Preview Links

<http://rvlongtermpreview.cbsnorthstar.com>

Name: NorthStar Recipe Viewer (Long Term Preview)

Version: 1.1.1.316

Publisher: NorthStar Enterprise

Notes: The Portal patch is a zip file. It must be run over an existing recipe portal folder. Always make a backup of your recipe portal folder before installing. All previous fixes are in the most current patch.

The following prerequisites are required:

- Microsoft .NET Framework 3.5

NorthStar Recipe Viewer Portal Downloads:

- NorthStar Recipe Portal Install
- NorthStar Recipe Editor
- NorthStar Recipe Portal Patch
- Microsoft Report Viewer Redistributable 2005

-
- Installation Instructions for brand new Recipe Viewer Portal Full Install:
<http://www.northstarenterprise.com/Home/DesktopDefault.aspx?tabid=208>